

**ANALYSIS OF SECOND COUNT OF TRAFFIC
UNITS AT INTERSECTION OF J STREET AND
DREXEL DRIVE**

(COPIES OF CITY'S DATA ATTACHED)

TRAFFIC (VEHICLES, PEDESTRIANS, AND BICYCLES) COUNT AT J STREET AND DREXEL DRIVE

TRAFFIC (VEHICLES, PEDESTRIANS, AND BICYCLES) COUNT AT J STREET AND DREXEL DRIVE									
7:30 a.m. - 8:30 a.m.									
Direction	Vehicles		Pedestrians/Bikes		Total/Direction				
S/B	166 plus		29	=	195				
W/B	117 plus		36	=	153	MINOR LEG			
N/B	212 plus		82	=	294				
	495		147						
1:30 p.m. - 2:30 p.m.									
Direction	Vehicles		Pedestrians/Bikes		Total/Direction				
S/B	157 plus		31	=	188				
W/B	97 plus		83	=	180	MINOR LEG			
N/B	155 plus		10	=	165				
	409		124						
Average per hour:									
Direction	Total Units/Direction								
S/B	383		/2 hours	=	191.5 units/hr				
W/B	333		/2 hours	=	166.5 units/hr	MINOR LEG			
N/B	459		/2 hours	=	229.5 units/hr				
					587.5				
From City of Davis Public Works Department Staff Report, dated March 22, 2004 are the following requirements:									
A minimum of 225 [units] per hour for any 8 hours of an average day must be present from all approaches.									
<i>The second volume count was only for 2 hours, not 8 hours. Nonetheless, averaging the 2 one hour periods yields an average total of 587.5 units present in the intersection per hour. Thus, this intersection passes this requirement.</i>									
A minimum of 90 [units] per hour must enter the intersection from the minor leg.									
<i>Again, the second volume count was only for 2 hours, not 8 hours. Nonetheless, averaging the 2 one hour periods yields an average total of 166.6 units/hour entering the intersection from the minor leg. Thus, this intersection passes this requirement.</i>									

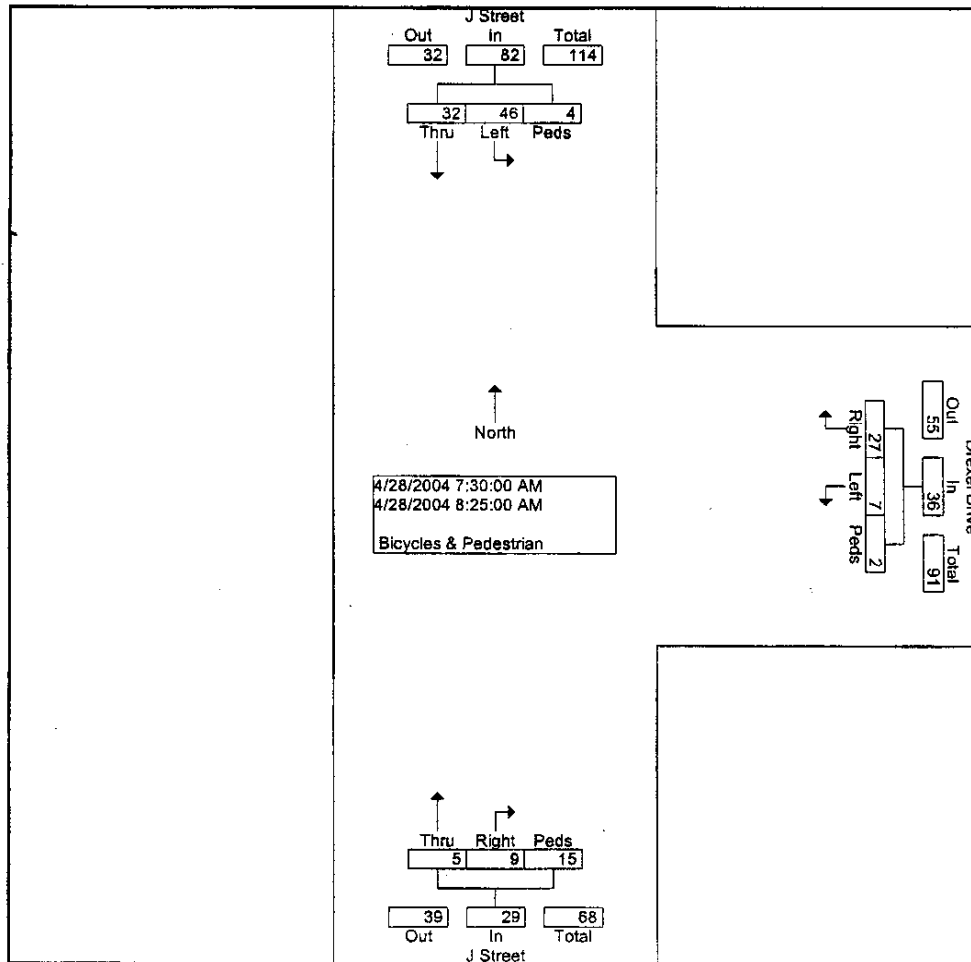
J Street and Drexel Drive
 Wednesday, 4/28/04 - 7:30am - 8:30am

Counter: DB-400
 Counter: Gary Francisco
 Weather: Warm and Sunny

File Name : JDrexel AM
 Site Code : 11111111
 Start Date : 4/28/2004
 Page No : 1

Groups Printed- Bicycles & Pedestrian

Start Time	J Street Southbound				Drexel Drive Westbound				J Street Northbound				Drexel Drive Eastbound				Int. Total
	Left	Thru	Right	Peds	Left	Thru	Right	Peds	Left	Thru	Right	Peds	Left	Thru	Right	Peds	
Factor	1.0	1.0	1.0	1.0	1.0	1.0	1.0	1.0	1.0	1.0	1.0	1.0	1.0	1.0	1.0	1.0	
07:30 AM	3	3	0	1	0	0	16	0	0	0	1	0	0	0	0	0	24
07:35 AM	5	6	0	0	1	0	1	0	0	1	1	1	0	0	0	0	16
07:40 AM	11	2	0	0	0	0	0	0	0	0	0	4	0	0	0	0	17
07:45 AM	13	3	0	0	0	0	0	0	0	1	3	5	0	0	0	0	25
07:50 AM	6	1	0	0	0	0	0	1	0	1	3	2	0	0	0	0	14
07:55 AM	2	1	0	3	0	0	2	0	0	0	0	0	0	0	0	0	8
Total	40	16	0	4	1	0	19	1	0	3	8	12	0	0	0	0	104
08:00 AM	3	2	0	0	0	0	0	0	0	0	0	1	0	0	0	0	6
08:05 AM	0	3	0	0	0	0	2	0	0	0	1	0	0	0	0	0	6
08:10 AM	0	4	0	0	1	0	0	0	0	0	0	1	0	0	0	0	6
08:15 AM	0	2	0	0	3	0	2	0	0	2	0	0	0	0	0	0	9
08:20 AM	2	4	0	0	1	0	4	0	0	0	0	0	0	0	0	0	11
08:25 AM	1	1	0	0	1	0	0	1	0	0	0	1	0	0	0	0	5
Grand Total	46	32	0	4	7	0	27	2	0	5	9	15	0	0	0	0	147
Apprch %	56.1	39.0	0.0	4.9	19.4	0.0	75.0	5.6	0.0	17.2	31.0	51.7	0.0	0.0	0.0	0.0	
Total %	31.3	21.8	0.0	2.7	4.8	0.0	18.4	1.4	0.0	3.4	6.1	10.2	0.0	0.0	0.0	0.0	



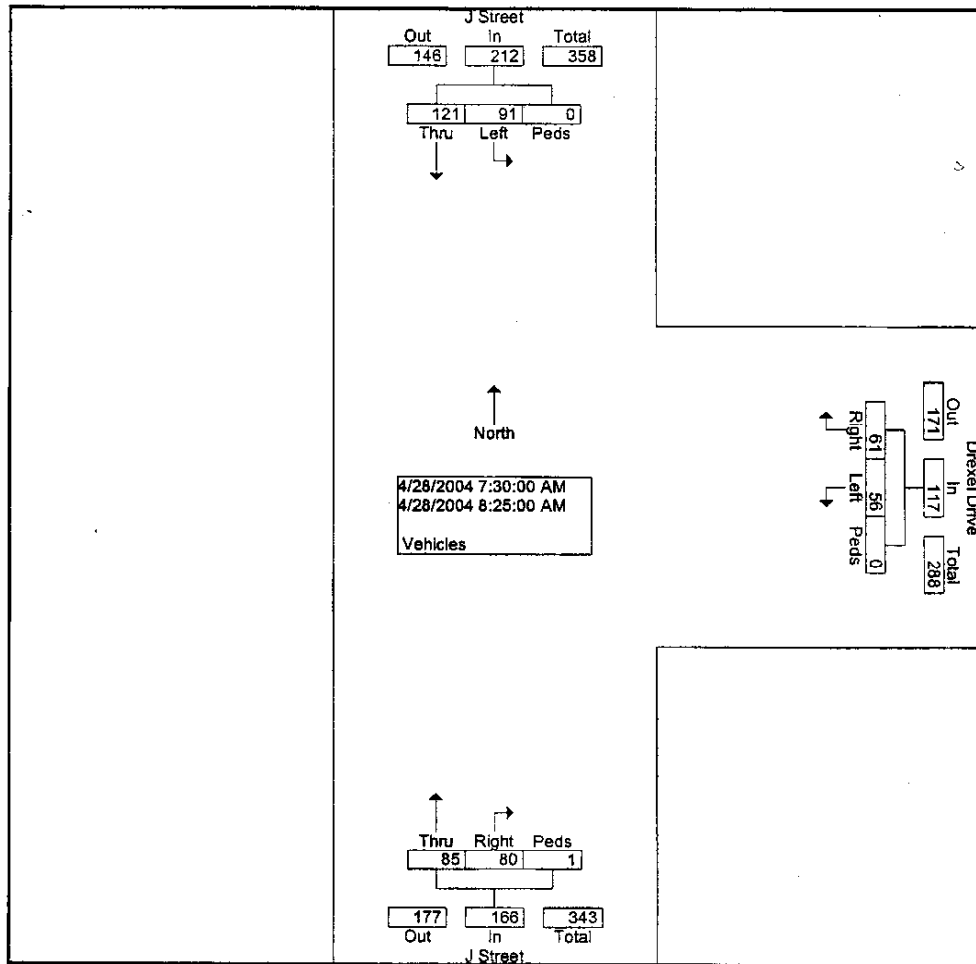
J Street and Drexel Drive
 Wednesday, 4/28/04 - 7:30am - 8:30am

Counter: DB-400
 Counter: Gary Francisco
 Weather: Warm and Sunny

File Name : JDrexel AM
 Site Code : 11111111
 Start Date : 4/28/2004
 Page No : 1

Groups Printed- Vehicles

Start Time	J Street Southbound				Drexel Drive Westbound				J Street Northbound				Drexel Drive Eastbound				Int. Total
	Left	Thru	Right	Peds	Left	Thru	Right	Peds	Left	Thru	Right	Peds	Left	Thru	Right	Peds	
Factor	1.0	1.0	1.0	1.0	1.0	1.0	1.0	1.0	1.0	1.0	1.0	1.0	1.0	1.0	1.0	1.0	
07:30 AM	7	7	0	0	2	0	1	0	0	9	4	0	0	0	0	0	30
07:35 AM	23	8	0	0	4	0	7	0	0	4	9	1	0	0	0	0	56
07:40 AM	21	10	0	0	5	0	6	0	0	8	20	0	0	0	0	0	70
07:45 AM	18	16	0	0	4	0	12	0	0	7	23	0	0	0	0	0	80
07:50 AM	12	9	0	0	12	0	13	0	0	9	13	0	0	0	0	0	68
07:55 AM	3	11	0	0	17	0	11	0	0	4	3	0	0	0	0	0	49
Total	84	61	0	0	44	0	50	0	0	41	72	1	0	0	0	0	353
08:00 AM	1	5	0	0	0	0	3	0	0	8	2	0	0	0	0	0	19
08:05 AM	1	8	0	0	2	0	2	0	0	6	1	0	0	0	0	0	20
08:10 AM	3	6	0	0	2	0	2	0	0	6	1	0	0	0	0	0	20
08:15 AM	1	19	0	0	0	0	3	0	0	9	1	0	0	0	0	0	33
08:20 AM	0	11	0	0	6	0	1	0	0	9	0	0	0	0	0	0	27
08:25 AM	1	11	0	0	2	0	0	0	0	6	3	0	0	0	0	0	23
Grand Total	91	121	0	0	56	0	61	0	0	85	80	1	0	0	0	0	495
Approch %	42.9	57.1	0.0	0.0	47.9	0.0	52.1	0.0	0.0	51.2	48.2	0.6	0.0	0.0	0.0	0.0	
Total %	18.4	24.4	0.0	0.0	11.3	0.0	12.3	0.0	0.0	17.2	16.2	0.2	0.0	0.0	0.0	0.0	



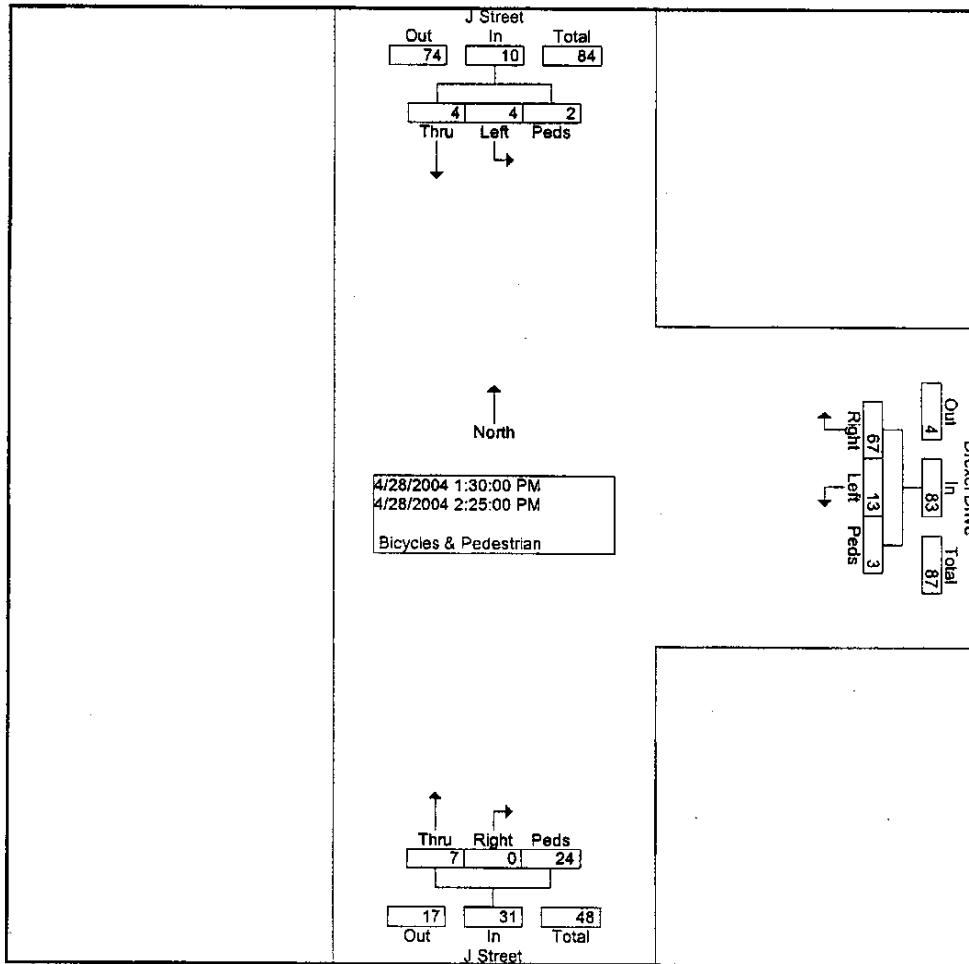
J Street and Drexel Drive
Wednesday, 4/28/04 - 1:30pm - 2:30pm

Counter: DB-400
 Counter: Matt Wolf
 Weather: Warm and Sunny

File Name : JDrexel PM
 Site Code : 99999999
 Start Date : 4/28/2004
 Page No : 1

Groups Printed- Bicycles & Pedestrian

Start Time	J Street Southbound				Drexel Drive Westbound				J Street Northbound				Eastbound				Int. Total
	Left	Thru	Right	Peds	Left	Thru	Right	Peds	Left	Thru	Right	Peds	Left	Thru	Right	Peds	
Factor	1.0	1.0	1.0	1.0	1.0	1.0	1.0	1.0	1.0	1.0	1.0	1.0	1.0	1.0	1.0	1.0	
01:30 PM	0	0	0	0	0	0	2	0	0	0	0	0	0	0	0	0	2
01:35 PM	0	0	0	0	0	0	2	0	0	0	0	0	0	0	0	0	2
01:40 PM	0	0	0	0	0	0	0	1	0	0	0	0	0	0	0	0	1
01:45 PM	0	1	0	0	0	0	1	0	0	2	0	0	0	0	0	0	4
01:50 PM	2	0	0	0	0	0	3	0	0	0	0	0	0	0	0	0	5
01:55 PM	1	0	0	0	0	0	0	0	0	2	0	0	0	0	0	0	3
Total	3	1	0	0	0	0	8	1	0	4	0	0	0	0	0	0	17
02:00 PM	0	0	0	0	5	0	8	0	0	1	0	10	0	0	0	0	24
02:05 PM	0	0	0	2	2	0	32	2	0	1	0	9	0	0	0	0	48
02:10 PM	0	0	0	0	4	0	8	0	0	1	0	2	0	0	0	0	15
02:15 PM	0	3	0	0	2	0	7	0	0	0	0	3	0	0	0	0	15
02:20 PM	0	0	0	0	0	0	2	0	0	0	0	0	0	0	0	0	2
02:25 PM	1	0	0	0	0	0	2	0	0	0	0	0	0	0	0	0	3
Grand Total	4	4	0	2	13	0	67	3	0	7	0	24	0	0	0	0	124
Approch %	40.0	40.0	0.0	20.0	15.7	0.0	80.7	3.6	0.0	22.6	0.0	77.4	0.0	0.0	0.0	0.0	
Total %	3.2	3.2	0.0	1.6	10.5	0.0	54.0	2.4	0.0	5.6	0.0	19.4	0.0	0.0	0.0	0.0	



J Street and Drexel Drive
Wednesday, 4/28/04 - 1:30pm - 2:30pm

Counter: DB-400
 Counter: Matt Wolf
 Weather: Warm and Sunny

File Name : JDrexel PM
 Site Code : 99999999
 Start Date : 4/28/2004
 Page No : 1

Groups Printed- Vehicles

Start Time	J Street Southbound				Drexel Drive Westbound				J Street Northbound				Eastbound				Int. Total
	Left	Thru	Right	Peds	Left	Thru	Right	Peds	Left	Thru	Right	Peds	Left	Thru	Right	Peds	
Factor	1.0	1.0	1.0	1.0	1.0	1.0	1.0	1.0	1.0	1.0	1.0	1.0	1.0	1.0	1.0	1.0	
01:30 PM	1	7	0	0	1	0	0	0	0	6	0	0	0	0	0	0	15
01:35 PM	3	7	0	0	1	0	4	0	0	13	2	0	0	0	0	0	30
01:40 PM	6	6	0	0	2	0	2	0	0	10	1	0	0	0	0	0	27
01:45 PM	5	5	0	0	3	0	1	0	0	12	6	0	0	0	0	0	32
01:50 PM	6	10	0	0	2	0	2	0	0	5	5	0	0	0	0	0	30
01:55 PM	11	9	0	0	1	0	2	0	0	7	9	0	0	0	0	0	39
Total	32	44	0	0	10	0	11	0	0	53	23	0	0	0	0	0	173
02:00 PM	8	6	0	0	8	0	8	0	0	6	12	0	0	0	0	0	48
02:05 PM	9	11	0	0	7	0	11	0	0	7	7	0	0	0	0	0	52
02:10 PM	6	8	0	0	12	0	7	0	0	8	7	0	0	0	0	0	48
02:15 PM	4	11	0	0	7	0	6	0	0	11	3	0	0	0	0	0	42
02:20 PM	1	6	0	0	3	0	4	0	0	10	4	0	0	0	0	0	28
02:25 PM	0	9	0	0	0	0	3	0	0	4	2	0	0	0	0	0	18
Grand Total	60	95	0	0	47	0	50	0	0	99	58	0	0	0	0	0	409
Apprch %	38.7	61.3	0.0	0.0	48.5	0.0	51.5	0.0	0.0	63.1	36.9	0.0	0.0	0.0	0.0	0.0	
Total %	14.7	23.2	0.0	0.0	11.5	0.0	12.2	0.0	0.0	24.2	14.2	0.0	0.0	0.0	0.0	0.0	

